

ELEMENT



3" Square LED Wall Wash with Flanged Trim / 6" CFL Square Open with Flanged Trim

ELEMENT 3" LED Wall Wash



Small aperture LED wall wash with architectural appearance. LED module is modular for ease of replacement. Trim angled with frosted linear spread lens which creates consistent and even horizontal and vertical illumination.

ELEMENT

ELEMENT 3" LED Wall Wash



PRODUCT DETAILS

SPECIFICATIONS

- Output: 808 net lumens
- Power Consumption: 18 watts
- Efficacy: 45 net lumens/watt
- Color Temperature: 2700K, 3000K or 4000K
- CRI: 86
- Life: 50,000 hours to 70%
- No UV rays
- Dimmable to 10% with most standard incandescent dimmers
- Minimum Waste: heat sink stays with fixture at end of LED module life
- No mercury and ROHS compliant
- 5-year Warranty

TRIM OPTIONS

Die cast aluminum with minimal thickness. Includes internal optic and angled, frosted linear spread lens at aperture. Available in antique bronze, black, satin nickel, white. White can be field painted to match adjacent finishes.

HOUSING

3.5" ceiling opening. Accommodates up to 1" ceiling thickness. Pan rotation adjusts 360° on 90° intervals to accommodate varying installations. Constructed of heavy gauge cold rolled steel and die cast plaster plate (flangeless only) with durable matte black powder coat finish to maintain dark aperture. Airtight and available in IC, non-IC, or Chicago Plenum. Includes integral junction box approved for branch circuit through wiring. ETL listed. Damp listed.

LAMP

Field-replaceable proprietary 18 watt LED module.

POWER SUPPLY

18 watt isolated; Dimmable digital logic controller operated in constant current mode. Dimmable with most standard incandescent dimmers. 120 volt input.

INSTALLATION

Includes butterfly brackets that attach to the side of the housing and are vertically adjustable with a wing nut. Also includes steel nailer bars. Integral gunsights for positioning with laser levels or string ensure consistent alignment during installation. Flangeless trim units include die cast plaster plate with no-fill collar that installs after the ceiling to prevent cracking by unifying the plate, ceiling, and housing. Plaster plate is to be mudded over directly up to the aperture for seamless appearance.

OPTIC

Includes factory installed optic to maximize output and dispersion. Accepts two optical controls with Lens Holder (Sold Separately).

ORDERING GRIDS

HOUSING

PRODUCT SERIES	CEILING APPEARANCE	FUNCTION	LAMP RATING	HOUSING
E3R ELEMENT 3" ROUND	F FLANGED	W WALL WASH	-L2 2700K	I IC AIRTIGHT
	L FLANGELESS		-L3 3000K	N NON-IC AIRTIGHT
E3S ELEMENT 3" SQUARE			-L4 4000K	C CHICAGO PLENUM

TRIM

PRODUCT SERIES	CEILING APPEARANCE	FUNCTION	FINISH	-LED
E3R ELEMENT 3" ROUND	F FLANGED	W WALL WASH	Z ANTIQUE BRONZE	-LED
	L FLANGELESS		B BLACK	
E3S ELEMENT 3" SQUARE			S SATIN NICKEL	
			W WHITE	



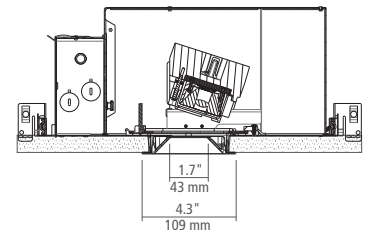
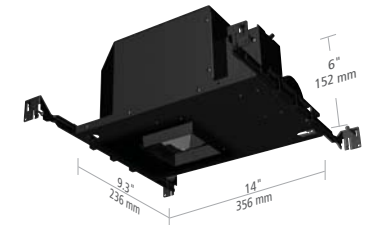
HOUSING HEAT SINK ASSEMBLY



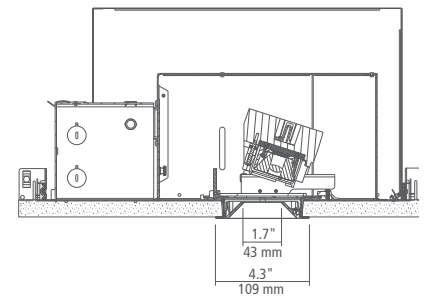
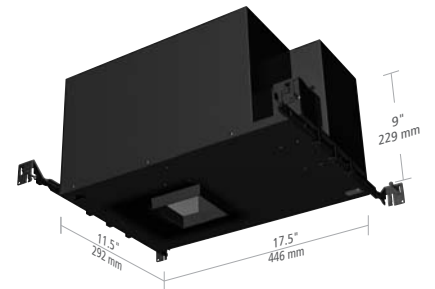
-Aluminum heat sink designed for precise LED aiming to maximize output and for superior heat dissipation



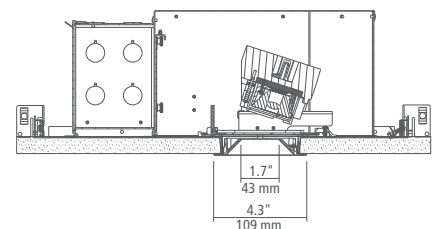
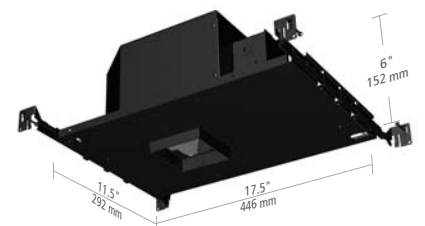
HOUSING



NON-IC AIRTIGHT, SHOWN AS FLANGED



IC AIRTIGHT, SHOWN AS FLANGED



CHICAGO PLENUM, SHOWN AS FLANGED



ELEMENT

7400 Linder Ave
Skokie, IL 60077
T 847 410 4400
F 847 410 4500

www.element-lighting.com



© 2011 Tech Lighting, L.L.C. All rights reserved. The "Element" graphic is a registered trademark of Element. Element reserves the right to change specifications for product improvements without notification.



921E3SLEDWW